

TXJ004多功能网线测试仪

产品特点:

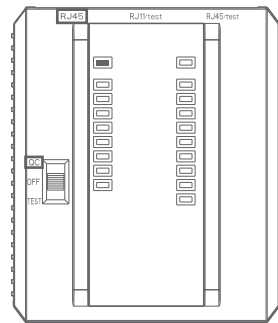
本测线仪具有2种工作模式，可快速检测网线水晶头是否接触良好，也可以测量网线和电话线的通断和线序。使用方便快捷。

使用说明:

QC模式: 即快速检测网线水晶头是否接触良好。

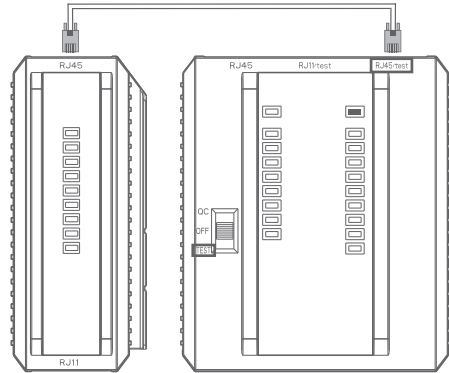
因测线仪需要初始化，每次开机使用QC模式之前，请注意主机左侧的RJ45端口不能插入网线。

- ①将电源开关拨至QC位置，QC电源指示亮，表示工作在QC模式；
- ②将待测的网线插入到测线仪主机左侧的RJ45端口；
- ③如果水晶头接触良好，则对应该脚的LED指示灯会亮。



TEST模式: 即测试网线或电话线的通断和线序。

- ①将电源开关拨至TEST位置，TEST电源指示灯亮，表示工作在TEST模式；
- ②将待测的网线一端插入到测线仪主机右侧的RJ45端口，另一端插入到适配器的RJ45端口；
- ③1-9号指示灯会依次闪烁，9号指示灯为屏蔽网线指示，测试普通网线时该指示灯不亮；
- ④TEST模式，具有自动关机功能，时间为10分钟，防止未关机造成电池耗尽；
- ⑤如果测试电话线，则将电话线插入到RJ11端口即可。



TXJ004 MULTI-CABLE TESTER USER MANUAL

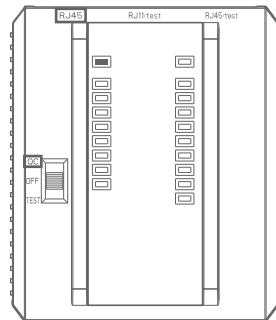
This cable tester has two working modes, which can quickly detect whether the crystal head of the network cable is in good contact, and can also measure the on-off and line sequence of the network cable and the telephone line. Easy and quick to use.

Instructions for use:

QC mode: Quickly detect whether the crystal plug of the network cable is in good contact.

Because the line tester needs to be initialized, please note that the RJ45 port on the left side of the host cannot be plugged into the network cable before using the QC mode every time you turn it on.

- ① Turn the power switch to the QC position, and the QC power indicator lights up, indicating that it is working in QC mode;
- ② Insert the network cable to be tested into the RJ45 port on the left side of the cable tester host;
- ③ If the crystal head is in good contact, the LED indicator corresponding to the foot will light up.



Test mode: test the on-off and line sequence of network cable or telephone line

- ① Turn the power switch to the “TEST” position, the “TEST” power indicator light is on, indicating that it is working in “TEST” mode;
- ② Insert one end of the network cable to be tested into the RJ45 port on the right side of the cable tester host, and insert the other end into the RJ45 port of the adapter;
- ③ Indicators 1–9 will flash in sequence, indicator 9 is a shielded network cable indicator, the indicator will not light up when testing a common network cable;
- ④ “TEST” mode, with automatic shutdown function, the time is 10 minutes, to prevent the battery from running out due to not shutting down;
- ⑤ If testing the telephone line, just plug the telephone line into the RJ11 port.

